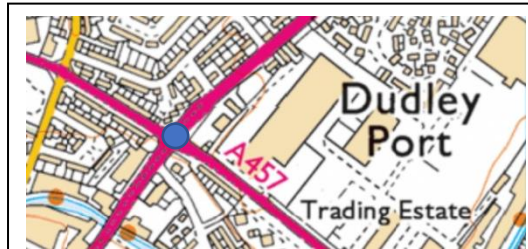


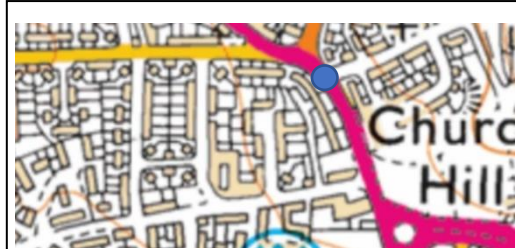
Shireland Biomedical UTC – Centroid Points

As per the oversubscription criteria of drafted admissions arrangements, Shireland Biomedical UTC will have a single centroid point in each of the towns within the Sandwell Borough.



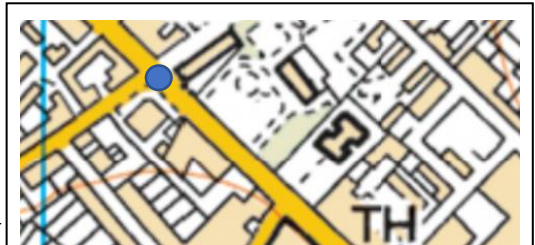
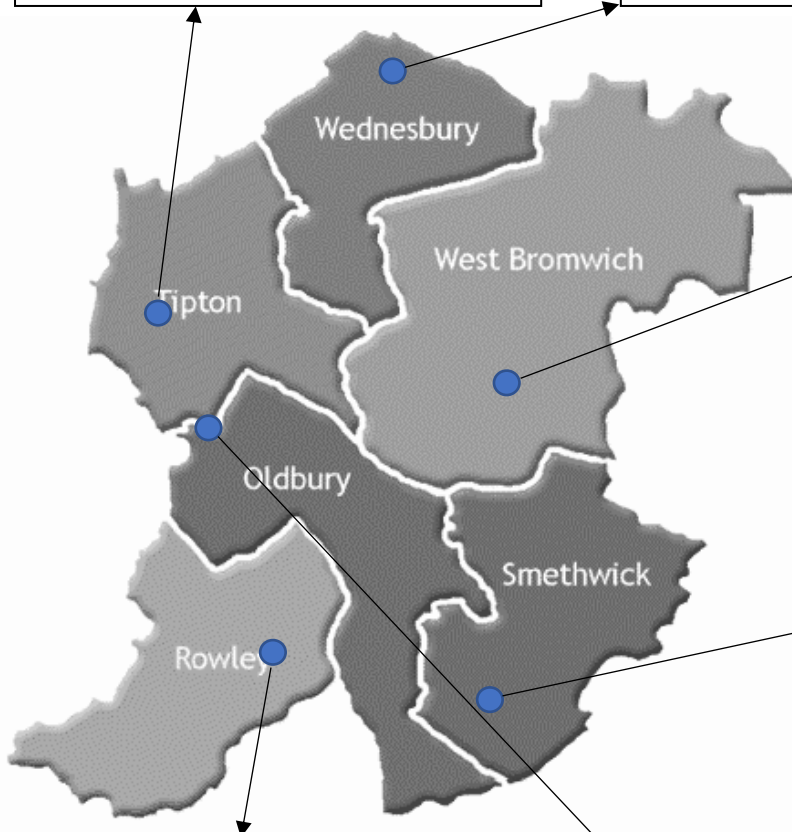
Tipton

Nearest location: Where Sedgley Road East (A457) crosses Dudley Port (A461)



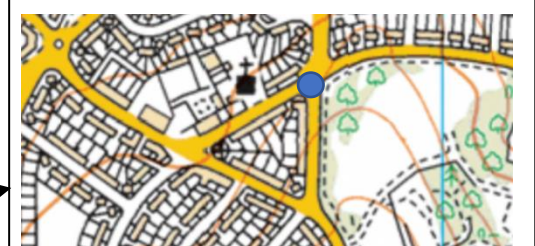
Wednesbury

Nearest location: Where Wellcroft Street meets Trowse Lane



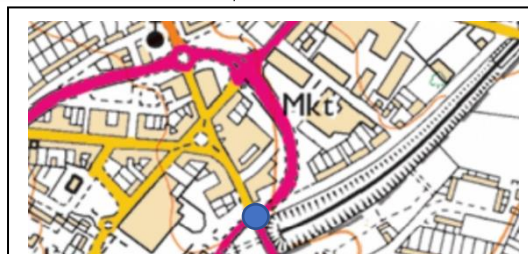
West Bromwich

Nearest location: Where Dartmouth Street meets West Bromwich High Street



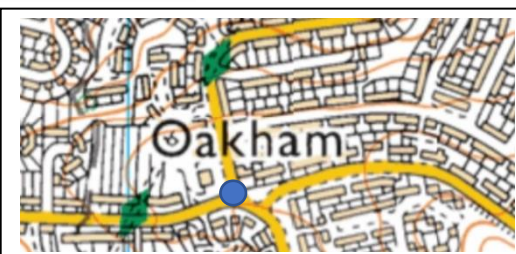
Smethwick

Nearest location: Where the Harborne Road meets Abbey Road



Rowley Regis

Nearest location: Where Long Lane (A4034) crosses Horner Way (A4099)



Oldbury

Nearest location: Where Regent Road meets Oakham Road

The illustrations above are only for guidance and should not be considered to scale